

How to check HP by multi-lingual



A linguistic change in Ministry of Health, Labour and WelfareHP can be done by this procedure. It corresponds to English, Chinese and Korean at present.

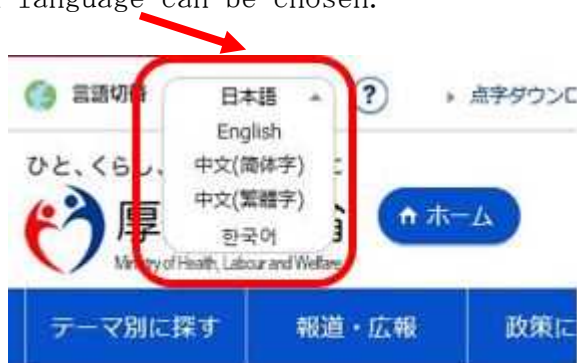
<https://www.mhlw.go.jp/index.html>

(Ministry of Health, Labour and WelfareHP)

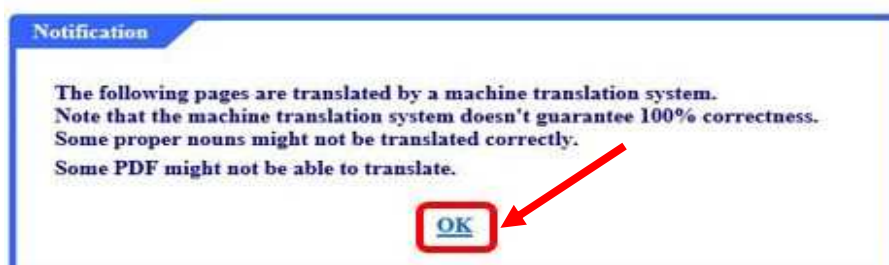
A tab of "linguistic change" in the upper left in Ministry of Health, Labour and Welfare HP is clicked.



A language can be chosen.



News goes out by each language, so please read and click the lower part.
(A※ picture is English.)



※厚生労働省ホームページ（機械翻訳後）から引用

A page changes to a chosen language.

Linguistic change English ?

Change in the text size Standard Big Special-sized English site

Braille download Site reading support tool start (Help)

ひと、暮らし、みらいのために

厚生労働省 Home

Ministry of Health, Labour and Welfare


Custom search Search

▼ To a body. ▶ Question desk ▶ Good question ▶ Site map ▶ Place by the national participation

I look for it according to the theme.	Report and public relations	About a policy.	About Ministry of Health, Labour and Welfare.	Statistics information and white paper	Decrees of jurisdiction	Application, recruitment and information disclosure
---------------------------------------	-----------------------------	-----------------	---	--	-------------------------	---

⚠

- ▶ [Please see here about new-style coronavirus related pneumonia in China Kohoku Ministry Wuhan city.](#)
- ▶ [There is general information about a compensation system to a family of a Hansen's disease former patient.](#)
- ▶ [About the recruitment situation of the accident volunteer in the devastated area for number 19 of typhoon.](#)
- ▶ [There is general information to the person who had superior operations by an old Eugenic Protection Act.](#)



オンライン資格確認の

▶ Everybody who are medical clinic and a pharmacy about On-line qualification confirmation of health coverage. A

▶ **Disaster-related information**

The additional benefit which are employment and workers' accident compensation insurance, etc. which affect work statistical survey every month The registration form by which it's for address information and simple calculation tool click here for the detailed of other ones of employment insurance