

Changes in Garbage Separation Scheme from April/2012 in Mitsukaido Region

平成 24 年 4 月から、水海道地区ゴミの分け方・出し方が変わります

1. from “5 categories with 13 types” to “5 categories with 16 types”

From April of 2012 (Heisei 24), a new scheme of wastes separation and collection is introduced, in order to promote a reduction of energy consumption through more recycling of waste.

New garbage separation scheme ゴミの新しい分け方

Separation today 今までの分け方		New Separation 新しい分け方	
5 categories	13 types	5 categories	16 types
Combustible garbage	1) Burnable garbage	Combustible garbage	1) Burnable garbage
Non-combustible garbage	2) Non-burnable garbage (Plastic packaging, Plastic bottles, Fluorescent lamps)	Non-combustible garbage	2) Non-burnable garbage
		Oversize waste	3) Oversize waste
Recyclable garbage	3) Oversize waste	Recyclable garbage	4) Cans
	4) Cans		5) Transparent bottles
	5) Transparent bottles		6) Brown bottles
	6) Brown bottles		7) Bottles of other colors
	7) Bottles of other colors		8) Newspapers
	8) Newspapers		9) Magazines, Assorted papers
	9) Magazines, Assorted papers		10) Cardboard
	10) Cardboard		11) Milk cartons and similar
	11) Milk cartons and similar		12) Plastic packaging
	12) Old cloths and clothes		13) Plastic bottles (pet bottle)
Harmful or hazardous garbage	13) Dry cells, Thermometers (type containing mercury)	Harmful or hazardous garbage	14) Old cloths and clothes
			15) Dry cells, Thermometers (type containing mercury)
			16) Fluorescent lamps


Observations:

In the new scheme of garbage separation, plastic packaging, plastic bottles (PET bottles) and fluorescent lamps, those are treated today as non-combustible garbage, will be treated in different categories. Plastic packaging, plastic bottles (PET bottles) will be as recyclable resources and fluorescent lamps will be as harmful and hazardous garbage, and those shall be put on the indicated places for collection.

How to separate garbage and place them 新しい分別のし方


Plastic bottles ペット ボトル

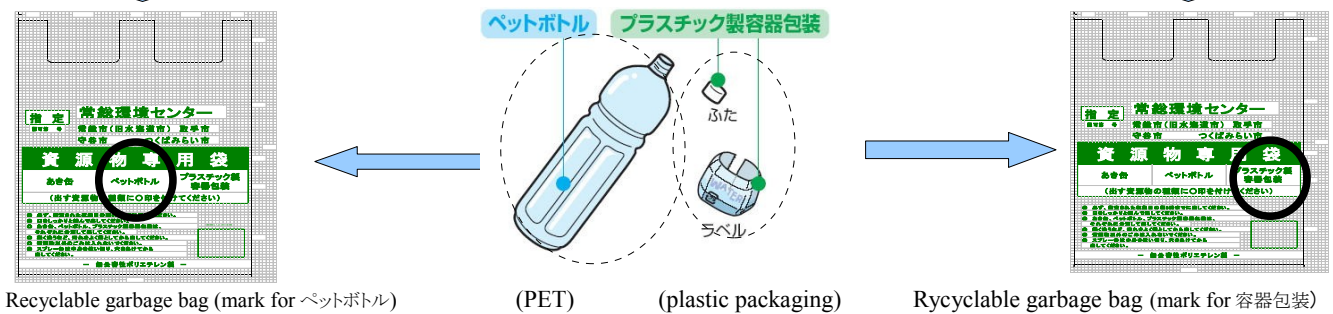
- All those have the symbol shown in the right hand side
- Do not leave the contents
- Remove the cap and the packaging (those are plastic packaging garbages)
- Wash the bottle, if dirty
- Put the bag at an indicated collection place



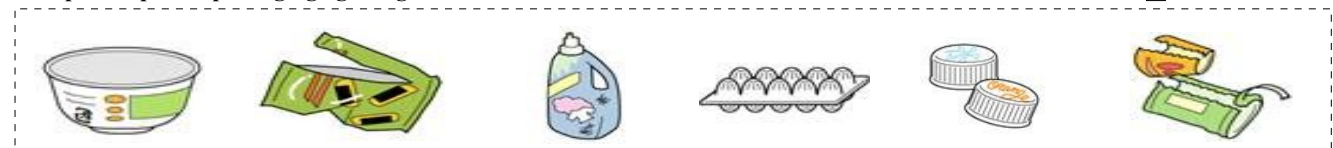
Plastic trays, packagings プラスチック製容器包

- All those have the symbol in the right hand side
- Do not leave the contents
- Wash the tray, packaging, if dirty
- Put those in a designated bag for recycling
- Put the bag at an indicated collection place
- Be careful not to mix type of garbages put in a bag





Example of “plastic packaging” garbage 「プラスチック製容器包装」とは？ 商品の例



2. Collection of Oversized Wastes will no longer be free of charge 粗大ゴミ収集は有料となります

From the April of 2012 (Heisei 24), the collection and transport of oversized wastes in Mitsukaido Region, these are currently carried out free of charge, will be levied a charge in order to promote a waste reduction and the equality for beneficiaries, through introduction of a charge collection in accordance with the quantity (volume) of the waste. Accordingly, we would like ask your comprehension and collaboration on this issue.

How to ask oversized waste collection 粗大ゴミの収集依頼

Request for collection 収集依頼

- You can ask by phone the collection reservation to the department Seikatsu kankyou-ka, on the days of reservation ”申込” indicated in the “recyclable resource collection calendar”. (see an example)
- When you ask reservation, inform details of the oversized wastes to be collected; items, each quantity and approximately size of each one, etc., and also where you can place the oversized waste.
- Attendance: from 8:30 to 17:15

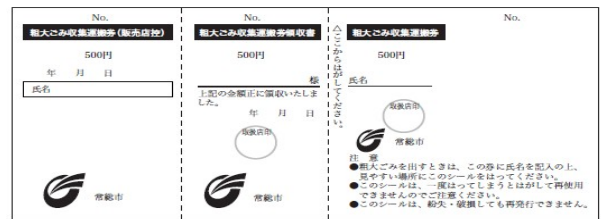
(資源物収集カレンダーの例)

粗大ごみ申込み・収集日

地区名	申込日		収集日		申込日		収集日	
	●月分	●月分	●月分	●月分	●月分	●月分	●月分	
1 水海道	4日	7日	8日	12日	6日	9日	4日	7日
2 豊岡・菅原 大花羽	11日	14日	16日	19日	13日	16日	11日	14日
3 三妻・五箇 大生	18日	21日	23日	26日	20日	23日	18日	21日
4 坂手・内守谷 菅生・大塚戸	25日	28日	30日	6/2	27日	30日	25日	28日

Buy a ticket, “Sodai Gomi Shuushuu Unpan-ken” (Collection Ticket for Oversized Waste) 収集運搬券

- “Sodai Gomi Shuushuu Unpan-ken” costs 500 yens per ticket. (**Ticket**) The tickets will be available to buy in a representative shop.
- We cannot accept the returning of issued ticket nor replace or nor re-issue the ticket, even if you lose.
- Do not lose your receipt.
- Name of the representative shops will be announced later.



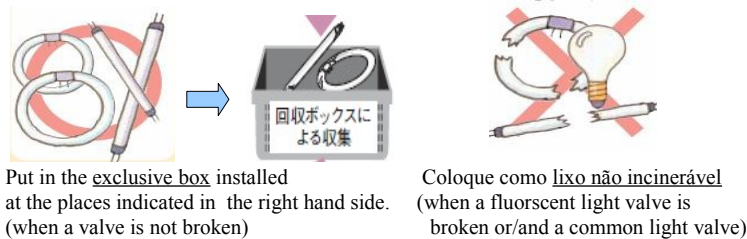
Collection of oversized waste 粗大ゴミの出し方

- On the collection day, until 8:00 hrs in the morning, in an agreed place at roadside where a truck can access, put your oversized waste, with **a ticket “Sodai Gomi Shuushuu Unpan-ken” taped on each item of the waste**.
- Each ticket has to be filled out full name of the requesting person.
- The oversized waste which does not have taped ticket will not be collected.
- Those which have not been registered in the collection request and those not placed at the agreed place and also until the agreed time will not be collected.



Collection of Garbage of Fluorescent Lamps 蛍光管の出し方

As the fluorescent light valves contain a small amount of mercury, those are treated as a toxic waste or hazardous garbage, therefore those shall be put in an exclusive collection box installed in the public facilities as, Koumin-kan, or Shuukai-jyo of each town district. The collection places are indicated as below:



蛍光管回収場所

地区名	設置場所
水海道	東岩市役所水海道本庁・水海道公民館・高野町公民館・釜下町公民館・生産学習センター・川又町集積所
豊岡	豊岡公民館・畑野中集積センター・掃き入れセンター・豊岡北郡公民館
菅原	中井農村集積センター・菅原公民館・中町コミュニティセンター・豊岡新田生活改善センター
大花羽	大花羽公民館・満蔵公民館・上花鳥公民館・羽生公民館
三妻	中三村公民館・三妻公民館・沖の内公民館・千代田地集会所
五箇	陸二町上公民館・五箇公民館・中川集積所・三新新田下公民館
大生	大生公民館・大崎公民館・新井木町和会館・根野谷町公民館
坂手	坂手公民館・神山公民館・染色村会館・新田山公民館
内守谷	内守谷公民館・本郷公民館・向地公民館・自治会館前集積所
菅生	古谷農村集積センター・菅生公民館・橋井公民館・中野集積所
大塚戸	大塚戸公民館・塩込会館

Responsible Department: Seikatsu Kankyou-ka
(it is located in the Waterworks office, 2nd floor)
Telephone: 0297-23-1892